

Lake Monitors Pneumatic Flow Rate Monitors

FOR 1/8" – 2" PIPE SIZES

STYLE G

CHOICE OF THREE MATERIALS OF CONSTRUCTION

Select from aluminum, brass or stainless steel to meet system and media compatibility requirements.

UNRESTRICTED MOUNTING

Allows the designer to install the monitor in any orientation — horizontal, vertical or inverted.

SUPERIOR EXTERIOR DESIGN

Weather-tight for use outdoors and/or on systems where wash downs are required.

RUGGED AND RELIABLE

These monitors are constructed with all metal pressure vessels, allowing safe, permanent installation in industrial systems.

Ideal for monitoring air compressor outputs, pneumatic tool air consumption and industrial gas flows.

HIGH PRESSURE OPERATION

The magnetically coupled follower and rigid pressure vessel design allows operation to 1000 PSIG.

24 DIFFERENT PORTS AVAILABLE

Standard selection of NPT, SAE and BSP ports reduces the amount of adapters required for installation.

LOW COST ACCURACY

±2.5% of range accuracy in center third of scale;
±4% in upper and lower thirds

BI-DIRECTIONAL AND REVERSE FLOW OPTION OFFERED

Pneumatic monitors are also available in bi-directional and reverse flow versions. Contact Lake Monitors for more information.



ENGINEERING SPECIFICATION

THE PNEUMATIC IN-LINE FLOW RATE MONITOR SHALL:

- Use the variable annular orifice technique with compression spring recoil.
- Not require inlet or outlet straight plumbing, or require vertical pipe mounting.
- Have a measuring accuracy of ±2.5% of full scale in the center third of the measuring range, and ±4% in upper and lower thirds.
- Have a stainless steel sharp-edged orifice.
- Have a weather-tight external construction.
- Be Lake Monitors No. G _ _ - _ _ - _ _

Pneumatic Flow Rate Monitors

TYPICAL PRESSURE DIFFERENTIALS

For specific differential graphs, refer to Lake data sheet PDDS-404.

MATERIALS OF CONSTRUCTION (WETTED COMPONENTS)

	ALUMINUM	BRASS	STAINLESS STEEL
High-pressure casing, end ports and tapered shaft	Aluminum	Brass	#303 Stainless Steel
Seals	Buna-N (STD), EPR, Viton® or Kalrez®	Buna-N (STD), EPR, Viton® or Kalrez®	Viton® with Teflon® backup (STD), Buna-N, EPR or Kalrez®
Transfer Magnet	Teflon® coated Alnico	Teflon® coated Alnico	Teflon® coated Alnico
Floating Orifice Disk	Stainless Steel	Stainless Steel	Stainless Steel
All other internal parts	Stainless Steel	Stainless Steel	Stainless Steel

Teflon is a registered trademark of DuPont de Nemours & Co.

Viton and Kalrez are registered trademarks of Dow DuPont Elastomers.

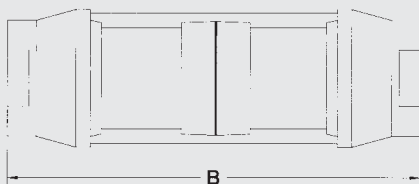
MATERIALS OF CONSTRUCTION (NON-WETTED COMPONENTS)

	ALUMINUM	BRASS	STAINLESS STEEL
Window Tube	Polycarbonate (STD) Pyrex	Polycarbonate (STD) Pyrex	Polycarbonate (STD) Pyrex
Window Seals	Buna-N (STD), Teflon®	Buna-N (STD), Teflon®	Buna-N (STD), Teflon®

PERFORMANCE

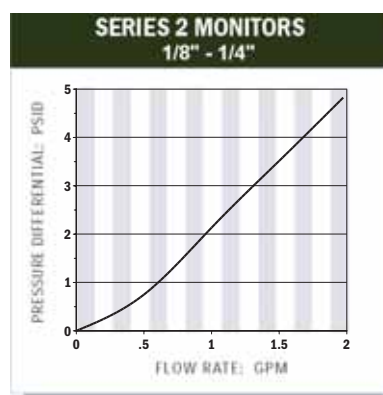
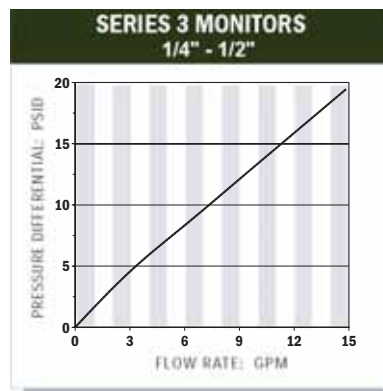
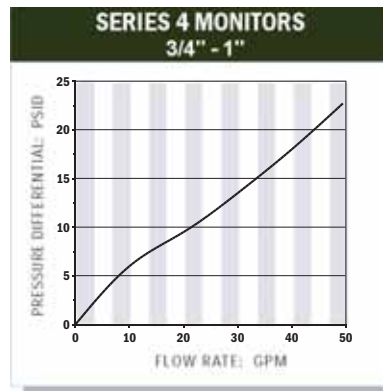
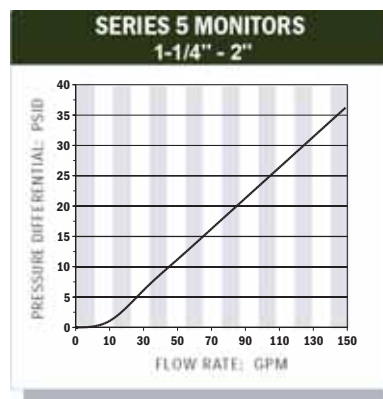
Measuring accuracy:	±2.5% of full-scale in the center third of the measuring range; ±4% in upper and lower thirds
Repeatability:	±1% of full-scale
Flow measuring range:	1.5-1300 SCFM @ 100 PSIG (1-610 LPS)
Pressure differential:	See graphs on the right for typical pressure differentials. For specific differential information, refer to Lake data sheet PDDS-404.
Maximum operating pressure:	aluminum and brass monitors: 600 PSIG (40 Bar) stainless steel monitors: 1000 PSIG (70 Bar)
Maximum operating temperature:	240°F (116°C) Note: For operation to 600°F (316°C), see our High Temperature data sheet.
Standard calibration fluids:	Air @ 70°F (21°C), 1.0 sg and 100 PSIG (6.8 Bar)
Filtration requirements:	74 micron filter or 200 mesh screen minimum

MECHANICAL SIZE CODE



DIM	SERIES 2	SERIES 3	SERIES 4	SERIES 5	SERIES 5
A	1-1/4" (32mm)	1-7/8" (48mm)	2-3/8" (60mm)	3-1/2" (90mm)	3-1/2" (90mm)
B	4-13/16" (122mm)	6-9/16" (167mm)	7-5/32" (182mm)	10-1/8" (258mm)	12-5/8" (322mm)
Port Sizes	NPTF: 1/8", 1/4"	NPTF: 1/4", 3/8", 1/2" SAE: #6, #8, #10 BSP: 3/8", 1/2"	NPTF: 3/4", 1" SAE: #12, #16 BSP: 3/4", 1"	NPTF: 1-1/4", 1-1/2" SAE: #20, #24 BSP: 1-1/4", 1-1/2"	NPTF: 2" SAE: #32 BSP: 2"

Note: Consult factory for SAE brass monitor requirements.



www.lakemonitors.com